



FireArrow Rating and Review Solution V2.0 Activation Guide

Version 1.0.4



Notice

This document is a proprietary product of FireArrow and is protected by copyright laws and international treaty. Information in this manual is subject to change without notice and does not represent a commitment on the part of FireArrow. While reasonable efforts have been made to ensure the accuracy of the information contained herein, FireArrow assumes no liability for errors or omissions. No liability is assumed for direct, incidental, or consequential damages resulting from the use of the information contained in this document.

The copyrighted software that accompanies this document is licensed to the End User for use only in strict accordance with the End User License Agreement, which the Licensee should read carefully before commencing use of the software. No part of this publication may be reproduced, transmitted, stored in a retrieval system, nor translated into any human or computer language, in any form or by any means, electronic, mechanical, magnetic, optical, chemical, manual or otherwise, without the prior written permission of the copyright owner. This document may use fictitious names for purposes of demonstration; references to be actual persons, companies, or organizations are strictly coincidental.





Table of Contents

Product Activation Tool Installation	3
License Management	6
License Activation	6
Technical Support	9

Product Activation Tool Installation

The Product Activation Tool will be used to activate FireArrow products. Just like the License Manager, it is also only required to install once on a server.

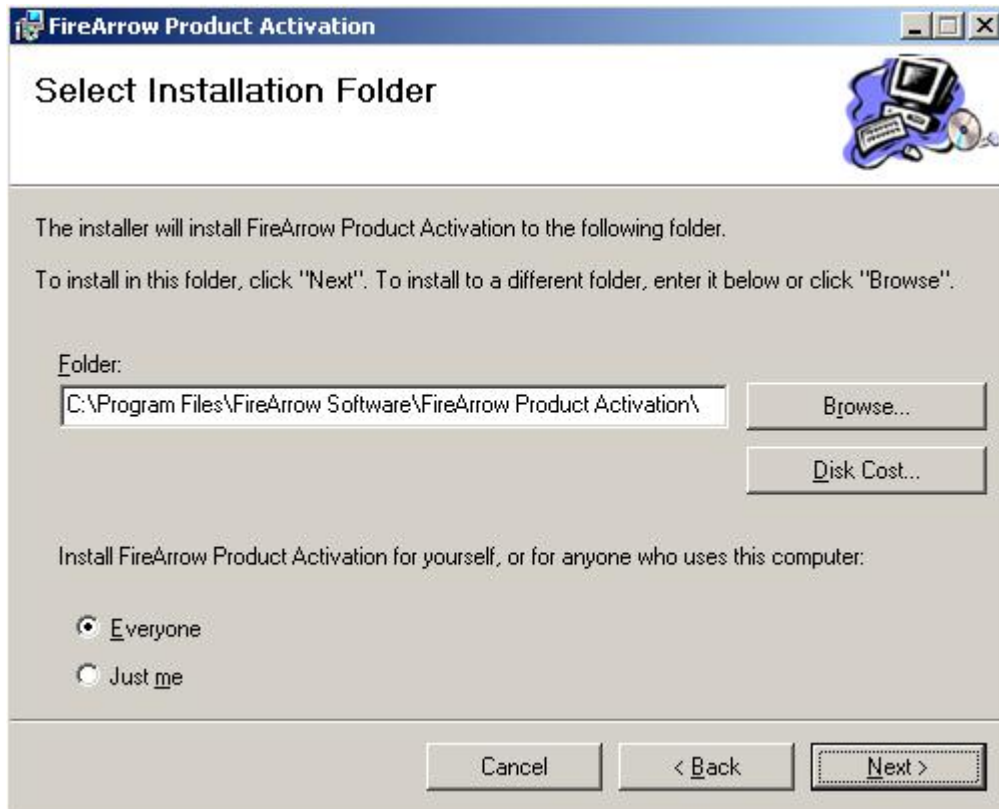
- Open the folder for Product Activation installation and run “Setup.exe”.

Name	Date modified	Type	Size
 FireArrow.ProductActionvation.Installer	8/25/2010 4:05 PM	Windows Installer ...	537 KB
 FireArrow.ProductActivation	8/25/2010 4:05 PM	Application	184 KB
 FireArrow.ProductActivation.RunAs	8/25/2010 4:05 PM	Application	76 KB
 setup	8/25/2010 4:05 PM	Application	421 KB

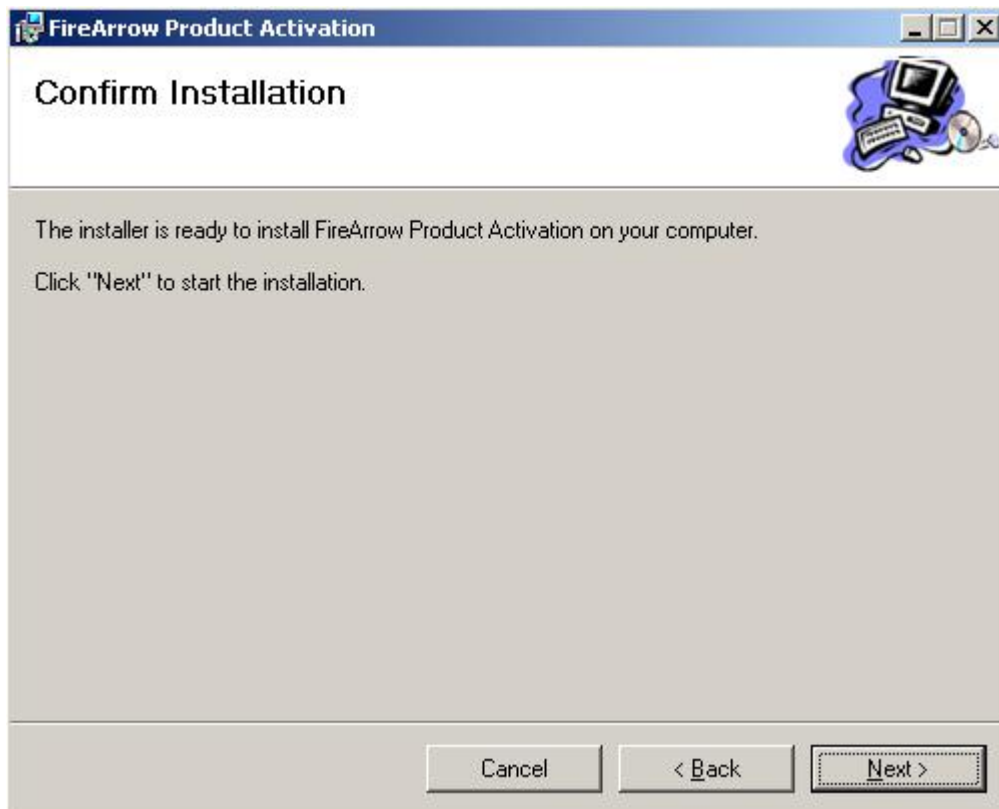
- The setup wizard will be displayed and click “Next” to proceed.



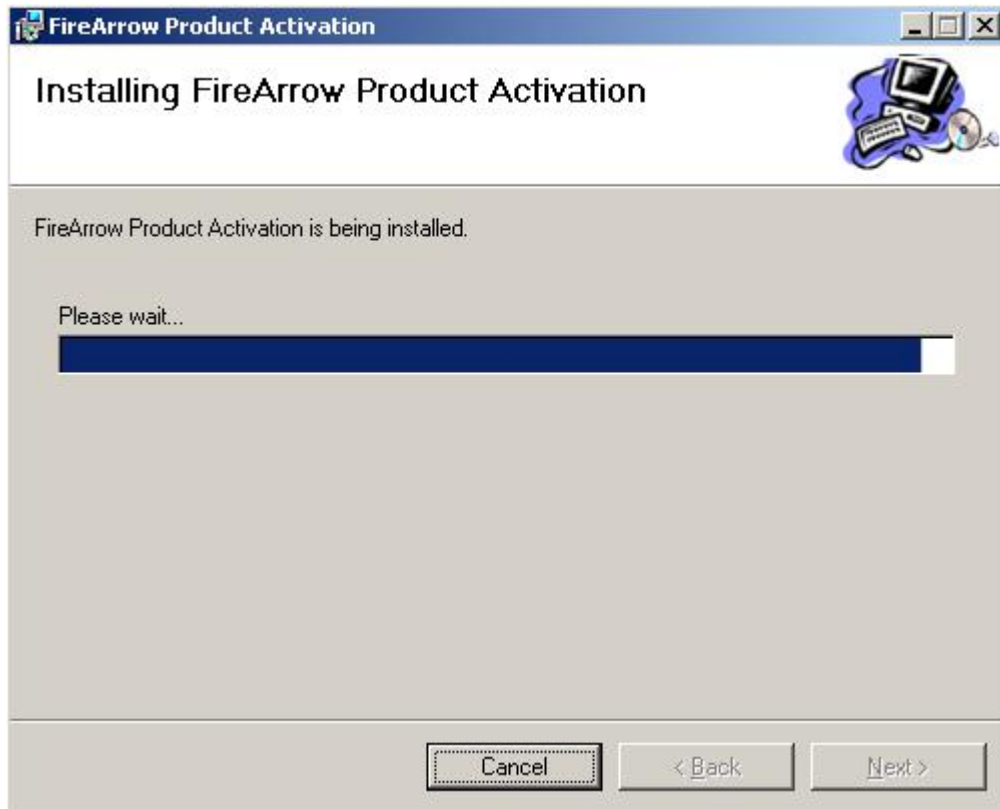
- Select the installation folder, and click ‘Next’.



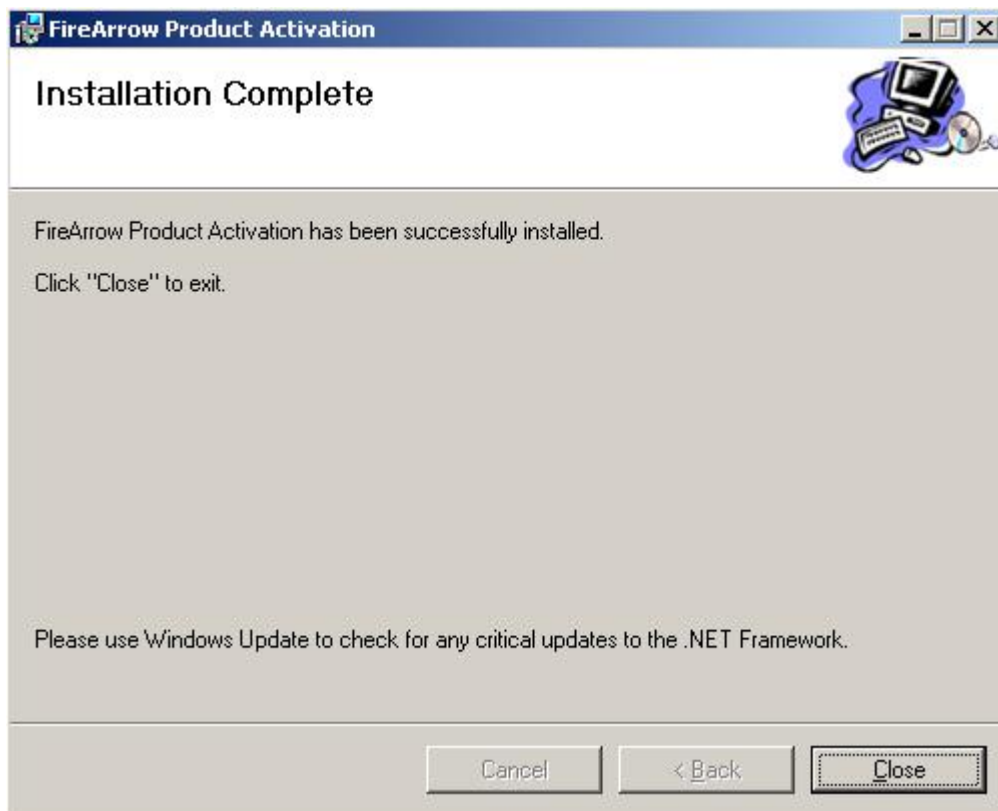
- Click 'Next' to confirm the installation.



- The wizard starts the installation and display the installation progress.



- Installation is completed successfully and clicks "Close" to exit the wizard.



License Management

The FireArrow Rating and Review is allowed to use for 30-days after the installation without license activation. It is always recommended to provision your valid license activation key immediately after the installation is completed. Please go to the FireArrow web site (<http://www.firearrowsoft.com>) to purchase the software in order to obtain the license activation key.

After the software purchase, please email us (support@firearrowsoft.com) the following information in order to generate the product activation code:

1. Product key
2. Order confirmation #

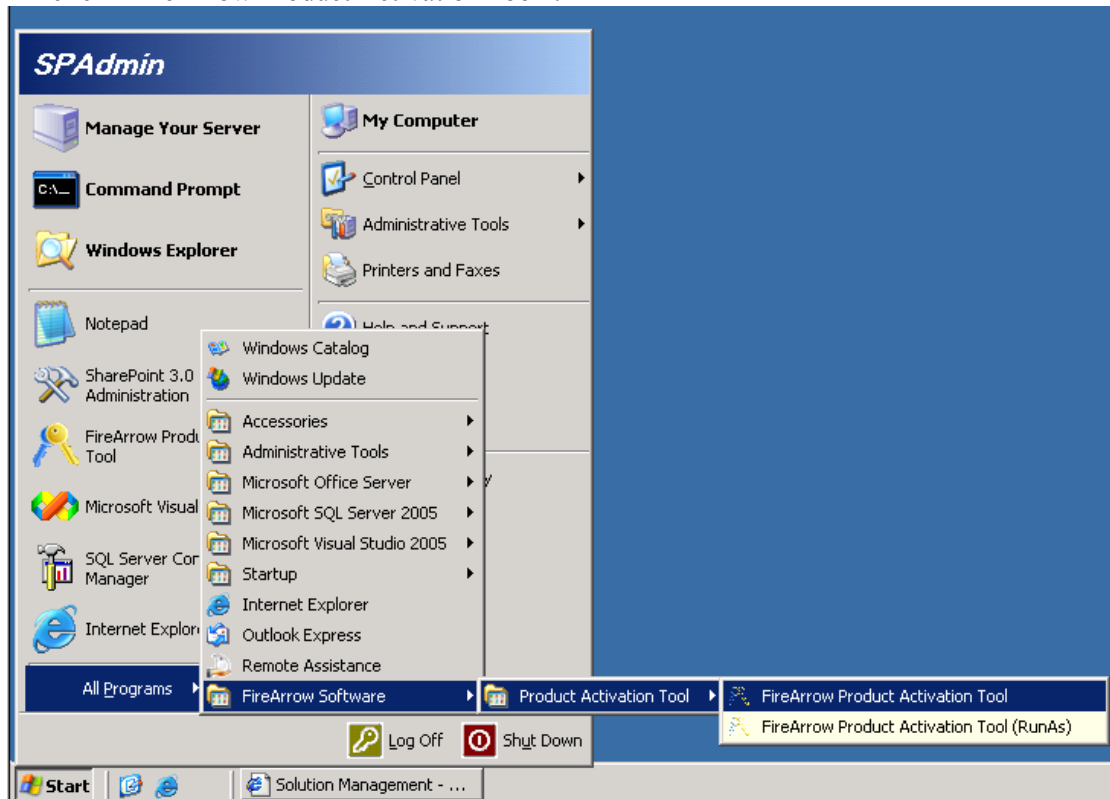
We will email you the product activation key.

You can obtain the product key information through the Product Activation Tool. Please follow the steps in below section to obtain the product key and complete the license activation.

License Activation

After the Product Activation Manager is successfully installed, follow below steps to obtain the product key information and activate the FireArrow product license in your server.

- Go to “Start” menu→All Programs→FireArrow Software→Product Activation Tool and click “FireArrow Product Activation Tool”.



- Select the ‘FireArrow Rating and Review’ from the product dropdown list and the corresponding product information will be displayed in the form, including the “Product Key” information. You can also see the license status from the “Status” field. Before activation, the status will indicate you are using a trial version.

- Once you get the Activation Key, enter it into the ‘Activation Key’ field, and click ‘Activate’ button.

- Click OK in the pop-up window to confirm the activation. And you will notice that the message in the Status field is changed to “The product is activated”. The product

activation is completed.



FireArrow Product Activation Tool

FireArrow Product Activation

Logon as: FPSPTRN\SharePoint Is Farm Administrator

Select a product: FireArrow Rating And Review

Description: Provides a classic and full-featured rating and review solution for SharePoint sites. It enables users to rate and comment documents and list items based on a 1-to-5 rating scale. It also offers a lot rich features such as various

Version: 2.0.27.51

Select a edition: Standard

Select a license: Server

Select a server: FPSVR004

Product key: 1IRPS-BRVRT-RSSJS-R00NE-VBNEV

Status: The product is activated. [Refresh](#)

Activation key: TSNSR-WVDS3-JFPOV-CNSEE-0N5SR [Help](#)

Copyright © 2007-2010 FireArrow Enterprise Software Inc. All rights reserved.

Technical Support

Please feel free to contact our technical support team when you have any question or encounter any technical difficulty.

Technical Support: support@firearrowsoft.com

Please visit our web site (<http://www.firearrowsoft.com>) for any product update and answers to frequently asked questions.